

DRV 732-D-R • DRV 738-D-R
 Type A (DN 15 - DN 32)



DRV 732-D-R • DRV 738-D-R
 Type B (DN 40 - DN 50)



Pressure reducing valve
Male thread • Steam
Stainless steel

Pressure reducing valves of the series are piston-controlled, spring-loaded pressure reducing valves. These valves are inlet pressure relieved.

Media

The pressure reducers are particularly suitable for use with hot water and steam, but can also be used in the case of aggressive water and other aggressive liquids. They are also suitable for air and neutral gases when larger flow rates are required.

DGRL 2014/68/EU



Classification societies

- DNV GL
- LR
- BV
- ABS
- CCS

Customs tariff number

84811019



Features

- pressure relieved single seated valve
- piston-controlled
- continuously adjustable outlet pressure
- max. inlet pressure up to 16 bar
- outlet pressure: 2 - 10 bar
- male thread acc. ISO 7
- replaceable inner parts
- double-ended G 1/4" manometer fitting (for outlet pressure)
- assembly position: any desired, preferably vertical
- minimum pressure difference (inlet/outlet pressure): 0.3 bar

Pressures



max. 16 bar



2 - 10 bar

Connections



Male thread
 acc. ISO 7
 from R 1/2" up to R 2"

Materials



	body	spring bonnet	seals	wetted inner parts	max. temperature
steam up to 150 °C	stainless steel 1.4408	stainless steel 1.4408	PTFE/ EPDM	stainless steel 1.4404	150 °C



steam up to 200 °C	stainless steel 1.4408	stainless steel 1.4408	PTFE/ EPDM/ FEPM	stainless steel 1.4404	200 °C
--------------------	------------------------	------------------------	------------------	------------------------	--------



Temperatures

Various options in the area of seals and wetted inner parts allow a maximum temperature of up to 200 °C.



from -30 °C up to +200 °C


Seals and temperatures


PTFE/ EPDM - 30 °C to +150 °C
 PTFE/ EPDM/ FEPM +20 °C to +200 °C




Technical data

nominal size	15	20	25	32	40	50
R	1/2"	3/4"	1"	1 1/4"	1 1/2"	2"

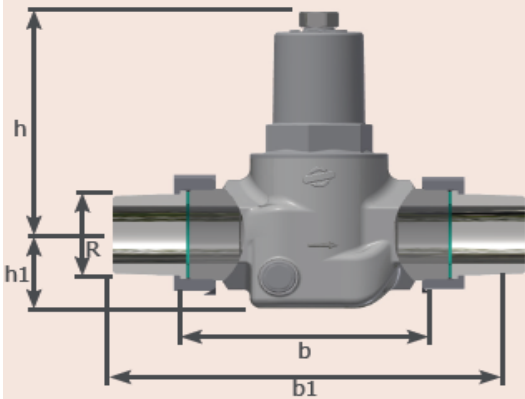
Type		A	B
Pressures			
max. 16 bar		max. inlet pressure [bar]	
		DRV 732-D-R	16
		DRV 738-D-R	16

2 - 10 bar		outlet pressure [bar]		
		DRV 732-D-R	2 - 5	2 - 5
		DRV 738-D-R	4 - 10	4 - 10

Connections		dimensions [mm]							
male thread from R 1/2" up to R 2"		R		1/2"	3/4"	1"	1 1/4"	1 1/2"	2"
		b		105	105	122	122	160	160
		b1		168	168	195	195	250	250
		h1		29	29	38	38	38	38
		h		117	117	117	117	217	217

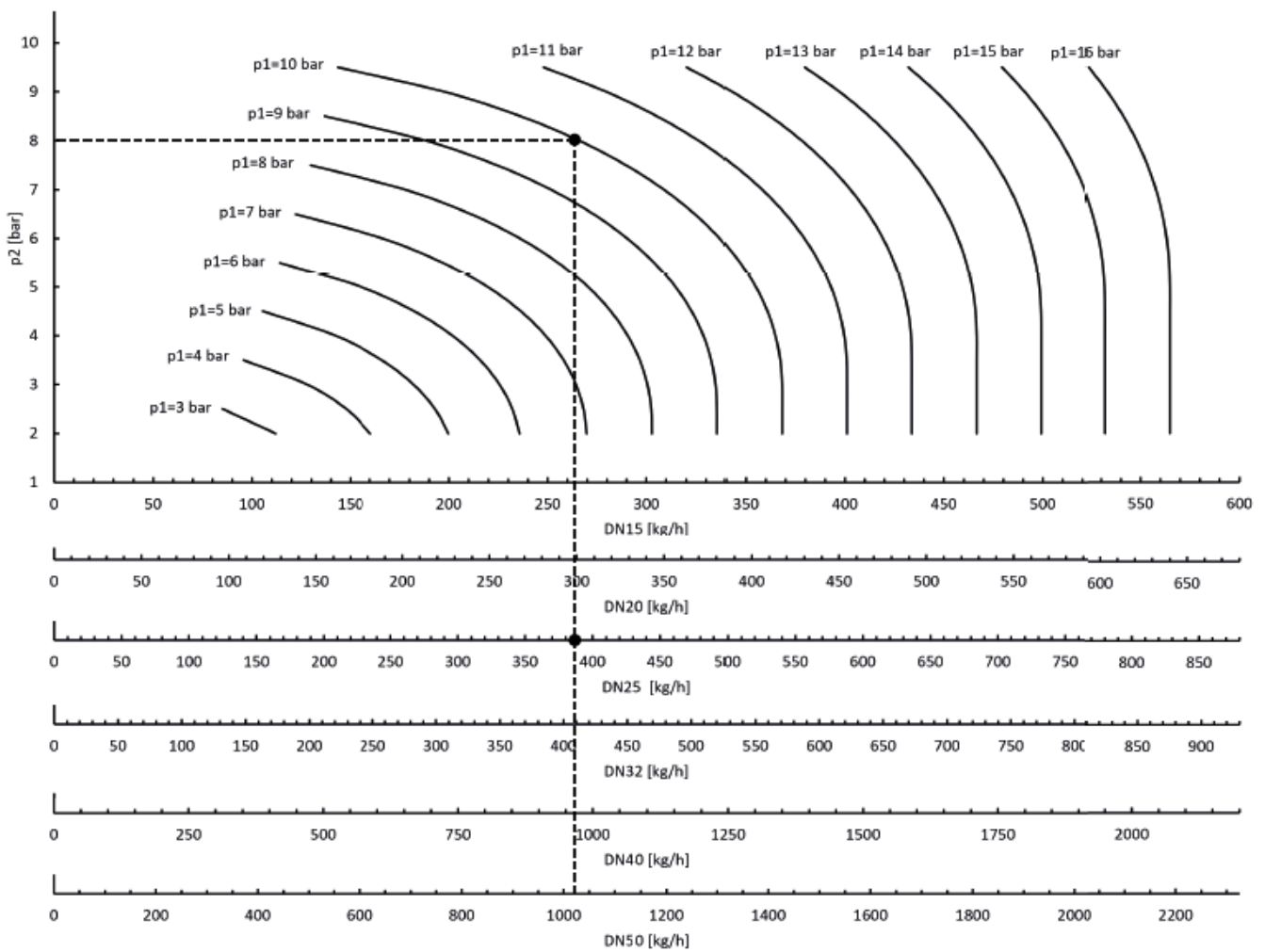
	weight [kg]					
DRV 732-R	1.7	1.7	2.9	2.9	6.7	6.7
DRV 738-R	1.7	1.7	2.9	2.9	6.7	6.7

	kvs-value [m³/h]					
all types	3.6	4.1	5.3	5.6	13.3	14.0



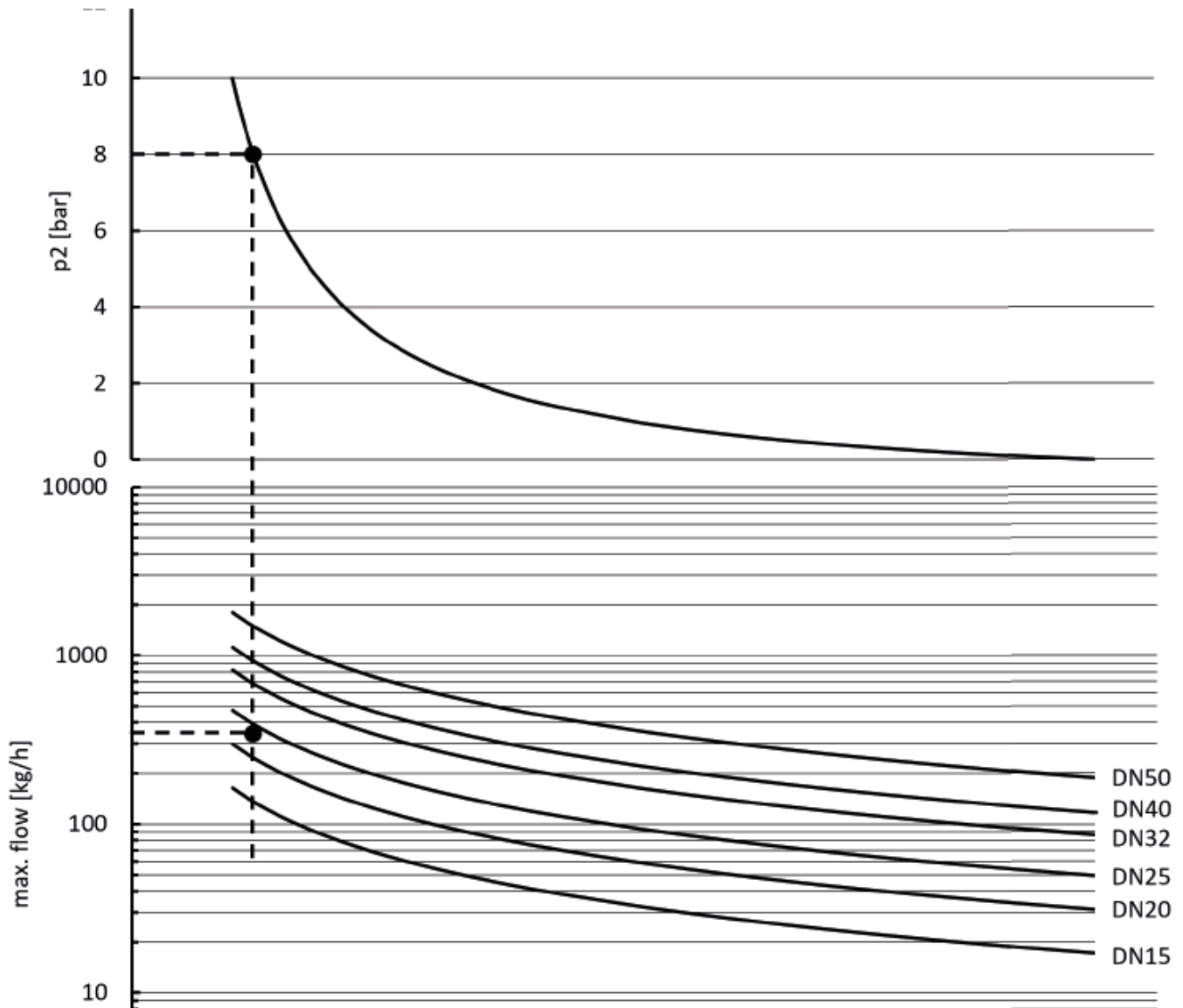


Sizing Step 1: Valve capacity



Example: Selection of a valve for an inlet pressure (p_1) of 10 and an outlet pressure (p_2) of 8 bar based on the valve capacity. The application requires a saturated steam mass flow of 350 kg/h. Dimensioning according to the maximum flow rate: Entering the criteria shows that a DN25 valve would be sufficient (the required capacity to the left of the dashed line).

Sizing Step 2: Max. Flow rate



Example: Selection of a valve for an inlet pressure (p_1) of 10 and an outlet pressure (p_2) of 8 bar based on the max. recommended media velocity of 40 m/s. The application requires a saturated steam mass flow of 350 kg/h. Dimensioning according to the maximum media velocity: Entering the criteria shows that a DN25 valve would be sufficient (curve above the required capacity).

Manometer

diameter	connection	body	pressure range	max. temp.	art.no.*
63 mm	G 1/4", central back	stainless steel	0 - 10 bar	200 °C	009014

*article numbers are 11 digits, see option overview and configuration example