

DRV 872 • DRV 878
 Type A (DN 15 - DN 32)



DRV 872 • DRV 878
 Type B (DN 40 - DN 50)



DRV 872 • DRV 878
 Type C (DN 65 - DN 100)



Pressure reducing valve
Flange • Wide range
Stainless steel

Pressure reducing valves of the series are diaphragm-controlled, spring-loaded pressure reducing valves. These valves are inlet pressure relieved.

DGRL 2014/68/EU



Classification societies

- DNV GL
- LR
- BV
- ABS
- CCS

Customs tariff number

84811005
 84811019

Media

The pressure reducers are suitable for use with aggressive waters and other aggressive liquids, but can also be used for air and neutral gases when larger flow rates are required.

FDA / EC 1935/2004

Our stainless steel series with EPDM seals correspond to the requirements of the EU Regulation EC 1935/2004 and the Regulations of the FDA (Food and Drug Administration).

The metallic components in contact with the medium are made of austenitic materials such as 1.4408 and 1.4404.

The EPDM seals are conform FDA (21 CFR part 177.2600) and EC 1935/2004. This means you can use our stainless steel series with EPDM seals in food applications without hesitation.



Features

- pressure-relieved single seated valve
- diaphragm-controlled
- continuously adjustable outlet pressure
- max. inlet pressure up to 40 bar (up to DN 50) / 25 bar (DN 65 - DN 100)
- outlet pressure: 0,5 - 9 bar
- flanges acc. DIN EN 1092
- optionally with ANSI or JIS flanges
- with integrated strainer filter (up to DN 50)
- replaceable inner parts
- double-ended G 1/4" manometer fitting
- assembly position: any desired, preferably vertical
- minimum pressure difference (inlet/outlet pressure): 1 bar
- EPDM seals with FDA conformity

Temperatures

Various options in the area of seals and wetted internal parts allow a maximum temperature of up to 190 °C.



from -30 °C up to +190 °C

Seals and temperatures

NBR	-15 °C to +100 °C
EPDM*	-30 °C to +130 °C
FKM***	-10 °C to +190 °C

Pressures



max. 40 bar



0,5 - 9 bar

Connections



Flange connection
 acc. DIN EN 1092 PN 40 (up to DN 50)
 acc. DIN EN 1092 PN 25 (DN 65 - DN 80)
 acc. DIN EN 1092 PN 16/ PN 25 (DN 100)

Materials

	body	spring bonnet	seals	wetted parts	max. temperature
standard version	stainless steel 1.4408	stainless steel 1.4408	FKM***, EPDM* or NBR	stainless steel 1.4404	190 °C**

* with FDA conformity
 ** with FKM seals
 *** up to DN 50



Technical data

nominal size	15	20	25	32	40	50	65	80	100	100
									PN16	PN25

Type

A

B

C

Pressures

max. inlet pressure [bar]

max. 40 bar



DRV 872	40	40	25	16	25
DRV 878	40	40	25	16	25

outlet pressure [bar]

0,5 - 9 bar



DRV 872	0,5 - 4	0,5 - 4	0,5 - 4		
DRV 878	0,5 - 9	0,5 - 9	0,5 - 9		

Connections

Flange connection
 from DN 15 to DN 100



dimensions [mm]


all types	b	130	150	160	180	200	230	290	310	350	350
	D	95	105	115	140	150	165	185	200	220	235
	h1	48	53	58	70	75	83	127	127	127	127
	h	116	116	116	116	219	219	347	347	347	347

weight [kg]

DRV 872	2,9	3,6	4,8	6,2	9,7	11,5	32,3	35,2	36,1	39,2
DRV 878	2,9	3,6	4,9	6,2	9,8	11,6	32,2	35,1	36,1	39,2

kvs-value [m³/h]

all types	2,9	3,9	5,4	6,1	9	13	48	60	70	70
-----------	-----	-----	-----	-----	---	----	----	----	----	----





Options

C C - connections*

00 -	DIN EN 1092 PN 40	standard up to DN 50
55 -	DIN EN 1092 PN 25	standard DN 65 - DN 80
54 -	DIN EN 1092 PN 16	standard DN 100
61 -	ANSI B16.5 RF	class 150 lbs

* other connection types on request

M - material wetted parts

0 -	stainless steel 1.4404	standard
-----	------------------------	----------

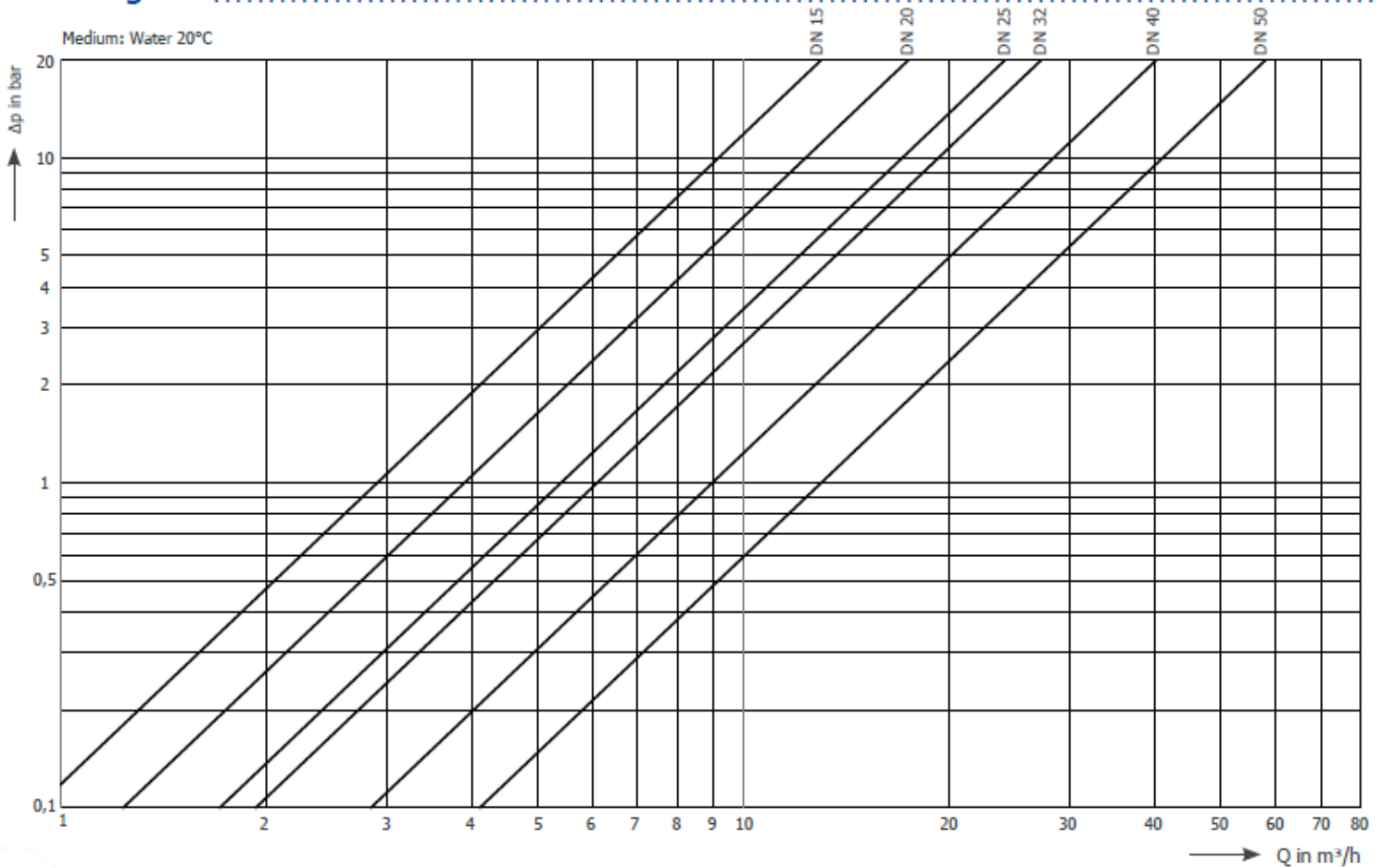
E - elastomers


0 -	FKM	up to DN 50
1 -	NBR	
8 -	EPDM	with FDA conformity

F - finishes

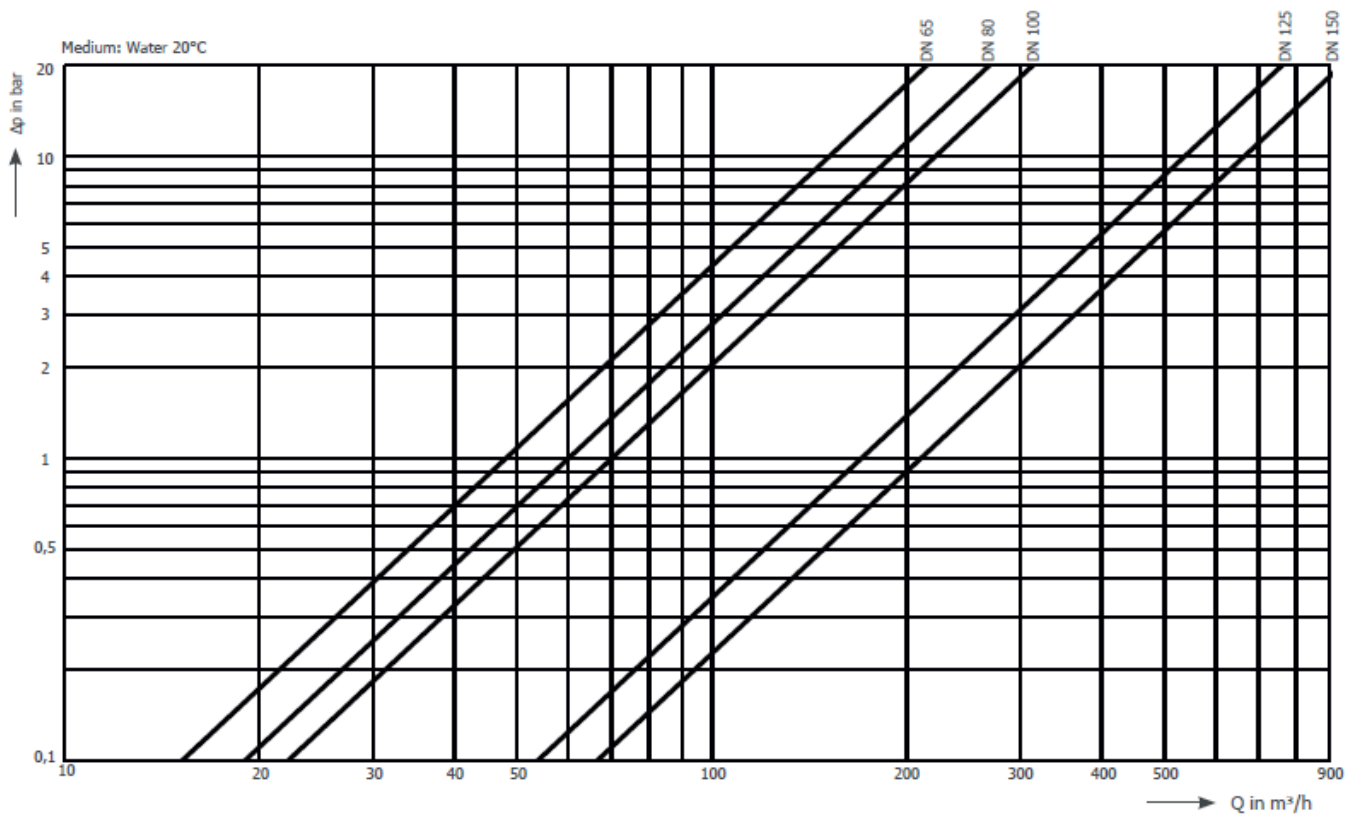
0 -	without additional finishes
-----	-----------------------------

Flow diagram





Flow diagram



Manometer

diameter	connection	body	pressure range	max. temp.	art.no.
63 mm	G 1/4", central back	stainless steel	0 - 10 bar	200 °C	009014
63 mm	G 1/4", radial bottom	stainless steel	0 - 10 bar	200 °C	009018
63 mm	G 1/4", central back	stainless steel	0 - 25 bar	200 °C	009017
63 mm	G 1/4", radial bottom	stainless steel	0 - 25 bar	200 °C	009019