

**SAMPLE COOLERS
 SC32B and SC132B
 (Bolted Cover)**

DESCRIPTION

The ADCA sample coolers were specially designed to cool samples of boiler water or steam for analysis. Sample coolers prevent steam flashing-off from hot pressurised liquid samples, which can be dangerous and may result in an incorrect sample. This device may be used for boiler water analysis and other sampling or cooling applications compatible with the construction materials.

MAIN FEATURES

Corrosion-resistant body and internals.

OPTIONS: Sample inlet valve.
 Cooling water inlet valve.
 Temperature indicator.
 Compression fittings.
 Different connection sizes and materials under request.

USE: Steam boilers and hot water systems.

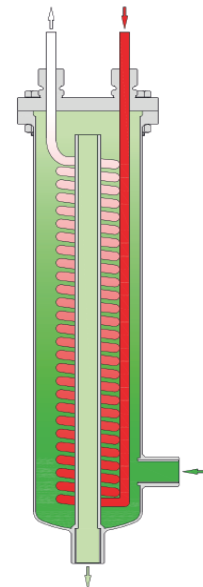
AVAILABLE MODELS: SC32B/SS and SC132B/SS - stainless steel body and coil.

SIZES AND CONNECTIONS: Cooling water body inlet 1/2", outlet 1/2" (ISO 7 Rp or NPT).
 Sample tube inlet/outlet: 8 mm O/D.

INSTALLATION: Vertical installation. See IMI – Installation and maintenance instructions.

OPERATION: Cooling water must be at its maximum flow before opening or closing the sample inlet valve, in order to avoid the risk of scalding. Sample valve must also be closed before opening the cooling water valve. Sample coil should always be completely immersed in water.

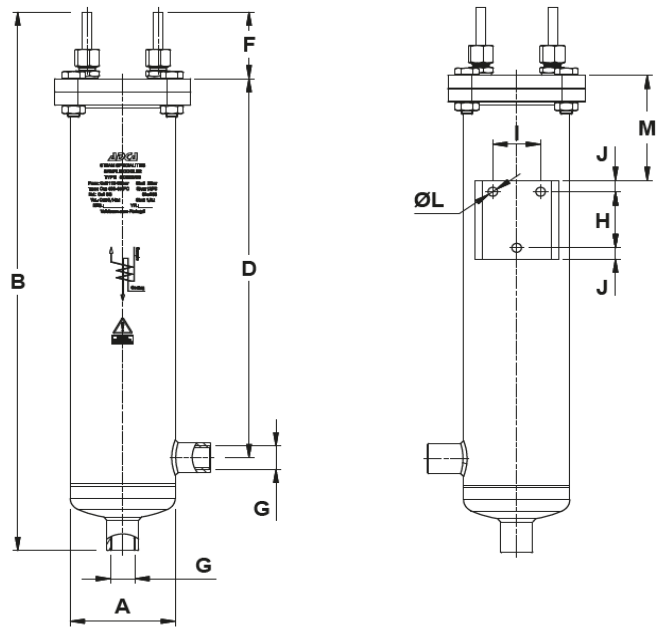
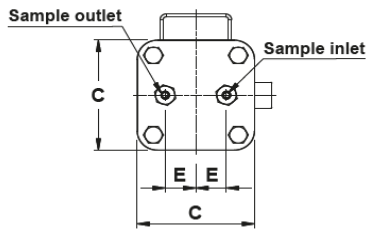
PERFORMANCE: 30 to 60 kg/h of sample liquid at ≈30 °C with 1 m³/h of inlet cooling water at 15 °C (boilers up to 20 bar – 220 °C), for other pressures, temperatures and/or certified values, consult manufacturer.



LIMITING CONDITIONS				
MODEL	BODY		COIL	
	ALLOW. PRESS.	RELATED TEMP.	ALLOW. PRESS.	RELATED TEMP.
SC32B SC132B	20 bar	120 °C	110 bar	400 °C
			90 bar	450 °C

Minimum operating temperature: - 10 °C; Design code: AD-Merkblatt.

MATERIALS	
DESIGNATION	MATERIAL
Body	AISI 304 / 1.4301
Covers	AISI 304 / 1.4301
Coil	AISI 316L / 1.4404
Compression fittings	AISI 316Ti / 1.4571
Discharge tube	AISI 316L / 1.4404
Thermometer connector	AISI 316 / 1.4401
Bolts and nuts	Stainless steel A2-70



DIMENSIONS (mm)													
MODEL	A	B	C	D	E	F	G	H	I	J	L	M	WEIGHT (kg)
SC32B	90	486	115	342	30	60	1/2"	50	40	10	8	94	4,5
SC132B	90	585	115	342	30	60	1/2"	50	40	10	8	94	5,9

TYPICAL INSTALLATION

MATERIALS	
POS. N°	MATERIAL
1	Sample cooler
2	Sample inlet valve ADCA NV400 *
3	Cooling water inlet valve ADCA GV32B *
4	Compression fittings (x2) 1/4" x 8 mm
5	Thermometer connector
6	Bimetallic thermometer
7	Cover
8	Bolts
9	Nuts

* For operating conditions, check IS NV400.10 and IS GV32B.10.

