


FIG.021



FLAT WEDGE GATE VALVE zGAT



Body material	Nominal pressure	Nominal diameter	Body material	Ex. index
A Grey cast iron	N 4,0 bar	400 - 500	120°C	021
	M 2,5 bar	600		
	L 1,6 bar	800		
	K 1,0 bar	1000 - 1400		
B Nodular cast iron	N 4,0 bar	400 - 500	120°C	021
	M 2,5 bar	600		
	L 1,6 bar	800		
	K 1,0 bar	1000 - 1400		

CE 1433

FEATURES

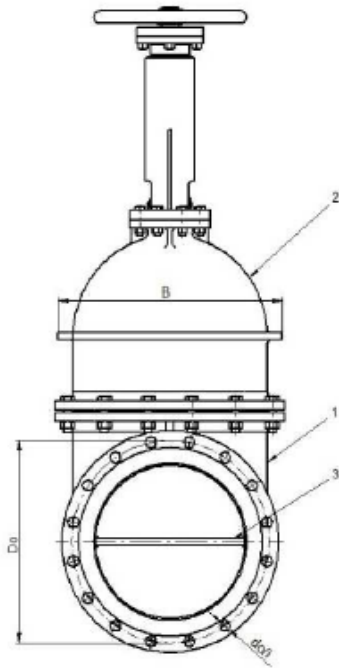
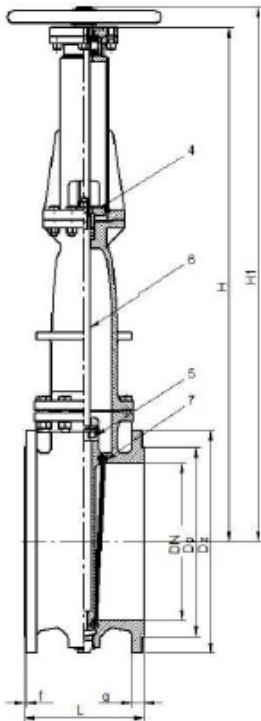
- face-to-face length according to PN EN 558:2008 FTF N.14
- flanges with faying surfaces (type B1) are drilled according to PN EN 1092-2:
 - for gate valves DN 700 - 1000 are drilled on PN10,
 - for gate valves DN 1200 - 1400 are drilled on PN 2,5
- wheel for hand operation can be assembled directly on gate valve or on extension stem (type for extension stem) depending on building place of gate valve
- electric drive can be assembled directly on gate valve or on extension stem, depending on building place of gate valve
- gate valve has root as well as stem with thread outside of body
- gate valve with handwheel can be adapted for electric drive on client's request

APPLICATION *

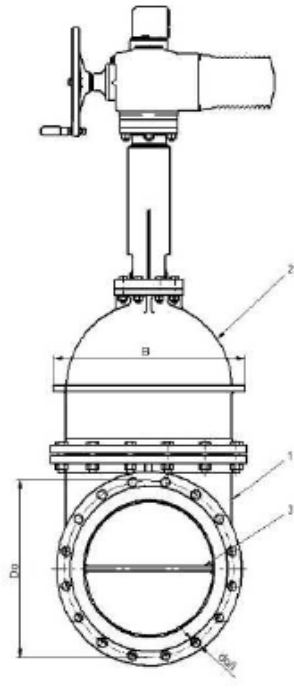
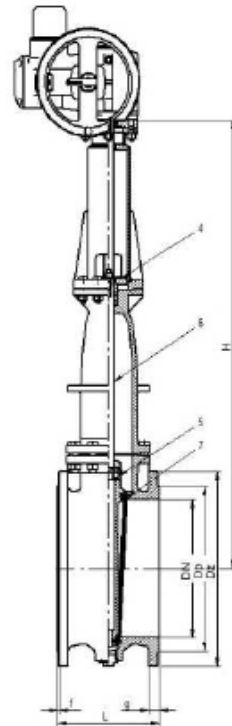
* not all of the applications are suitable for all of the executions



MATERIALS, DIMENSIONS



Type: 51, 53, 61, 63



Type: 55, 57, 65, 67

Body material		A	B	A	B
Type		61, 63, 65, 67		51, 53, 55, 57	
1	Body	EN-GJL-250 5.1301	EN-GJS-400-15 5.3106	EN-GJL-250 5.1301	EN-GJS-400-15 5.3106
2	Bonnet	EN-GJL-250 5.1301	EN-GJS-400-15 5.3106	EN-GJL-250 5.1301	EN-GJS-400-15 5.3106
3	Wedge	EN-GJL-250 5.1301	EN-GJS-400-15 5.3106	EN-GJL-250 5.1301	EN-GJS-400-15 5.3106
4	Gland box	EN-GJL-250/S235JR 5.1301/1.0037			
5	Stem nut	EN-GJL-500-7/S235JR 5.3200/1.0037			
6	Stem	X20Cr13 1.4021			
7	Seat rings	CuZn39Pb2 2.0380	EN-GJL-250 5.1301	EN-GJS-400-15 5.3106	
Max. temperature		-10...120°C			

Body material	Type	A, B						
		400	500	600	800	1000	1200	1400
DN								
L (mm)	51, 53, 55, 57, 61, 63, 65, 67	310	350	390	470	550	630	710
H (mm)		1270	1635	1885	2600	3095	3730	4325
H1 (mm)		1715	2185	2545	3438	4145	5000	5845
D _z (mm)		565	670	780	1015	1230	1375	1575
D _o (mm)		515	620	728	950	1160	1320	1520
d _o /i (mm)		28/16	28/20	31/20	33/24	36/28	30/32	30/36
D _p (mm)		480	582	682	905	1110	1280	1480
F (mm)		4	4	5	5	5	5	5
g (mm)		32	34	36	44	50	40	44
B (mm)		597	733	860	1122	1322	1570	1796
D _k (mm)		400	400	400	800	800	1000	1000
Torque(Nm)		200	250	300	470	800	1060	1710
Qty. of turns		62	71	91	100	125	120	140
Max working pressure (bar)		4,0	4,0	2,5	1,6	1,0	1,0	1,0
Weight (kg)		276,0	430,0	620,0	1360,0	2235,0	3620,0	5760,0

NOTE

1. On client's request – gate valves applied for water or other not dangerous liquids (SEP category), can be executed on PS 2,5 bar(g), in whole diameters range DN, without conformance with PN-EN 1171.
 It will be confirmed according to producer's technical specifications: WTWiO No 2/2007

TYPE

Figure	Body material	Nominal diameter	Nominal pressure	Type
021	A Grey cast iron EN-GJL-250	400-500	N 4 bar	51 type without bypass with handwheel; seat cast iron/ cast iron
				61 type without bypass with handwheel; seat brass/brass
				53 type without bypass with handwheel on extension stem; seat cast iron/ cast iron
				63 type without bypass with handwheel on extension stem; seat brass/brass
				55 type without bypass, under electric actuator; seat cast iron/ cast iron
				65 type without bypass, under electric actuator; seat brass/brass
				57 type without bypass, under electric actuator, on extension stem; seat cast iron/ cast iron
				67 type without bypass, under electric actuator, on extension stem; seat brass/brass

021	B Nodular cast iron EN-GJS-400-15	600	M 2,5 bar	51, 61, 53, 63, 55, 65, 57, 67
		800	L 1,6 bar	51, 61, 53, 63, 55, 65, 57, 67
		1000-1400	K 1,0 bar	51, 61, 53, 63, 55, 65, 57, 67
	400-500	N 4 bar	51, 61, 53, 63, 55, 65, 57, 67	
	600	M 2,5 bar	51, 61, 53, 63, 55, 65, 57, 67	
	800	L 1,6 bar	51, 61, 53, 63, 55, 65, 57, 67	
	1000-1400	K 1,0 bar	51, 61, 53, 63, 55, 65, 57, 67	

ORDERING

Figure	Body material	Nominal diameter	Nominal pressure	Type
021	A Grey cast iron EN-GJL-250	800	L 1,6 bar	51 type without bypass with handwheel; seat cast iron/ cast iron

Order example acc. index

021 A 800 L 51

Flat wedge gate valve, flanged ends, straight form
 Grey cast iron EN-GJL-250
 Nominal diameter (mm)
 Nominal pressure PN 1,6
 Type without bypass with handwheel; seat cast iron/ cast iron

021 A 800 L 51