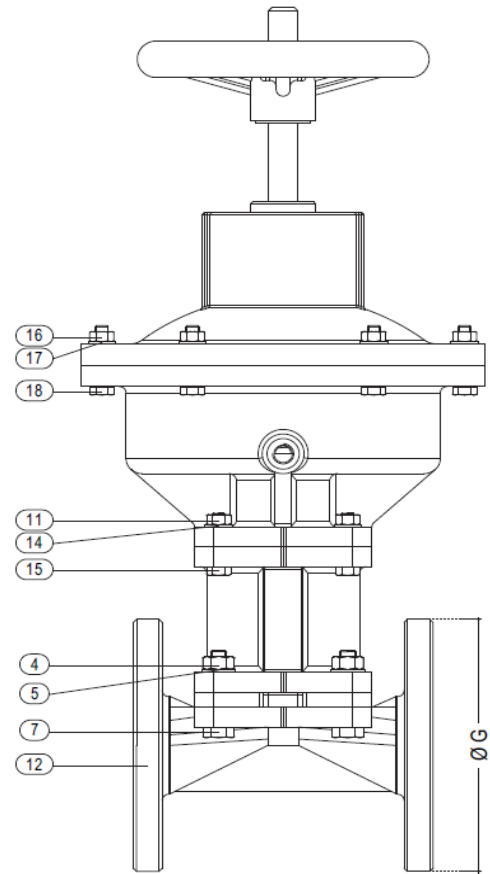
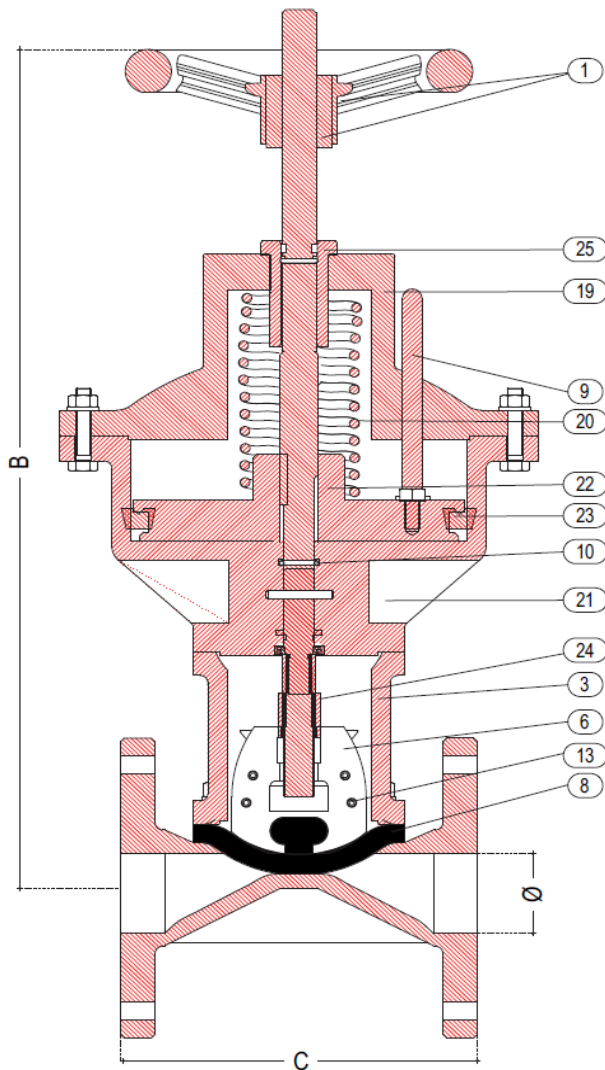



# Model GS53 HW

## DIAPHRAGM VALVES



### DETAILS

1	WHEEL AND BUSHING
2	
3	SUPPORT
4	HEXAGON NUT
5	WASHER
6	PLUG
7	HEXAGON BOLT
8	DIAPHRAGM
9	GUIDE PIN
10	"V" GASKET
11	HEXAGON NUT
12	VALVE BODY
13	CLAMPING
14	WASHER
15	HEXAGON BOLT
16	HEXAGON NUT
17	WASHER
18	HEXAGON BOLT
19	COVER
20	SPRINGS
21	CYLINDER
22	PISTON, PIN AND LEAD SCREW
23	"V" GASKET
24	BRONZE NUT
25	WHEEL BUSHING



AIR PRESSURE REQUIRED KG/CM <sup>2</sup>											
dn	20	25	30	40	50	60	75	100	125	150	200
min.	4	4	4	4	4	4	3,5	3,5	3	3	2,5
max.	6	6	6	6	6	6	5	5	5	4	4

PRESSURE DETAILS UNI_1284				
DN	P.N.	HYDRAULIC TEST kg/cm <sup>2</sup>		WORKING PRESSURE kg/cm <sup>2</sup>
		OPEN	CLOSE	
20	4,5	15	4,5	4
25	4,5	15	4,5	4
30	4,5	15	4,5	4
40	4,5	15	4,5	4
50	4	15	4	3
60	4	15	4	3
75	4	15	4	3
100	3,5	15	3,5	2,5
125	3,5	13	3,5	2,5
150	3	13	3	2
200	2,5	13	2,5	1,5

NOTE: For different pressure details please ask the DPT

WEIGHT KG	
C.I. unlined	C.I. ebonite lined
7,800	8,000
8,500	8,500
12,400	12,500
14,000	14,500
19,500	20,500
26,000	27,000
34,000	35,000
54,500	55,500
76,000	77,000
94,000	96,000
185,000	187,000

DIMENSIONS C.I. UNLINED				
Ø	B	C	G (UNI)	G (ASA)
20	330	117	105	98
25	330	127	115	108
30	380	146	140	118
40	450	159	150	127
50	470	190	165	152
60	500	217	185	178
75	600	254	200	190
100	710	305	220	229
125	800	356	250	254
150	870	406	285	280
200	1130	520	340	343

DIMENSIONS C.I. EBONITE LINED				
Ø	B	C	G (UNI)	G (ASA)
20	330	123	105	98
25	330	133	115	108
30	380	152	140	118
40	450	165	150	127
50	470	196	165	152
60	500	227	185	178
75	600	260	200	190
100	710	313	220	229
125	800	364	250	254
150	870	414	285	280
200	1130	530	340	343